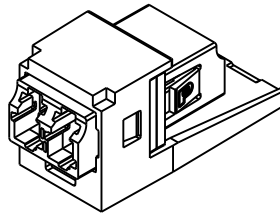
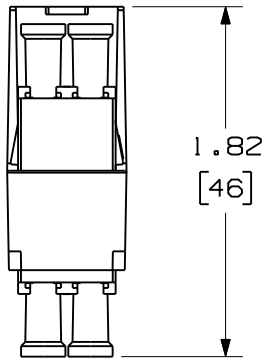


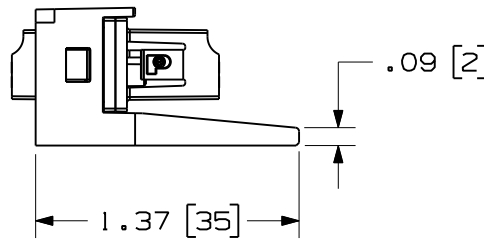
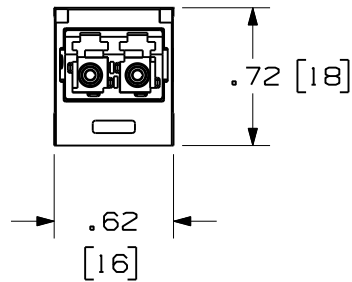
THIS COPY IS PROVIDED ON A RESTRICTED BASIS AND IS NOT TO BE USED IN ANY WAY DETRIMENTAL TO THE INTERESTS OF PANDUIT CORP.



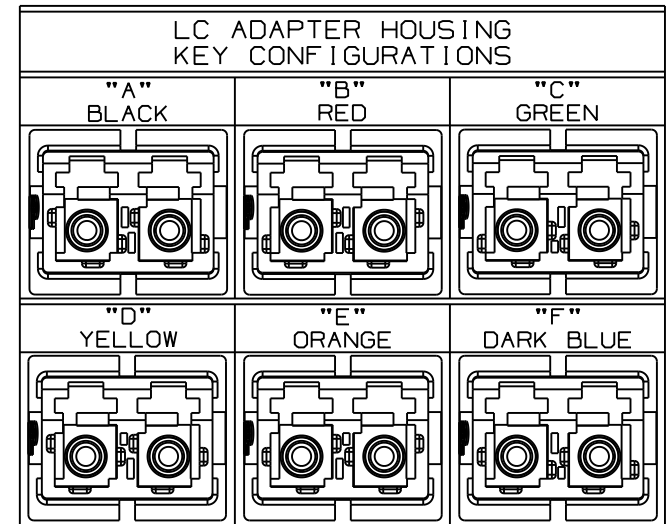
ISOMETRIC VIEW  
SHOWN W/O DUSTCAPS

NOTES:

1. SEE CATALOG FOR COMPLETE LIST OF PARTS APPLICABLE FOR USE WITH THIS PRODUCT AND PACKAGE QUANTITIES.
2. MATERIALS:
  - a. MODULE BASE: ABS
  - b. ADAPTER: COMPOSITE
  - c. SPLIT SLEEVE: ZIRCONIA
3. ALL MATERIALS AND COMPONENTS USED MEET THE MATERIAL RESTRICTIONS OF RoHS, (EUROPEAN DIRECTIVE 2002/95/EC ON THE RESTRICTION OF HAZARDOUS SUBSTANCES) AS PROPOSED BY THE RoHS TECHNICAL ADAPTATION COMMITTEE.
4. DIMENSIONS IN BRACKETS ARE METRIC.



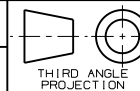
DUST CAPS REMOVED FOR CLARITY



MINI-COM  
KEYED DUPLEX LC ADAPTER MODULE  
CUSTOMER DRAWING



**PANDUIT**™  
CORP.  
TINLEY PARK, ILL 60477



ALL DIMENSIONS ARE GIVEN IN INCHES  
UNLESS OTHERWISE SPECIFIED.  
DIMENSIONAL TOLERANCES ARE:  
(.X) ±.03 | (.XXX) ±.010 | (.3) ±.005  
(.XX) ±.03 | (.8) ANGLES

DRAWING FILENAME  
M02849AA\_DA\_00A.prt

SCALE  
NONE

DRAWN BY  
MC

REVIEW DRAWING NUMBERS

PART NO.  
SEE TABLE, SHT. 2

DATE  
10-16-07

DRAWING NO.  
02849-02  
(SHT. 1 of 2)

SIZE  
A

REV	DATE	BY	CHK	DESCRIPTION	ECN	R	CUST	SUP	OTH
R	10-17-07	MC		RELEASED TO PRODUCTION	02849-02				

